

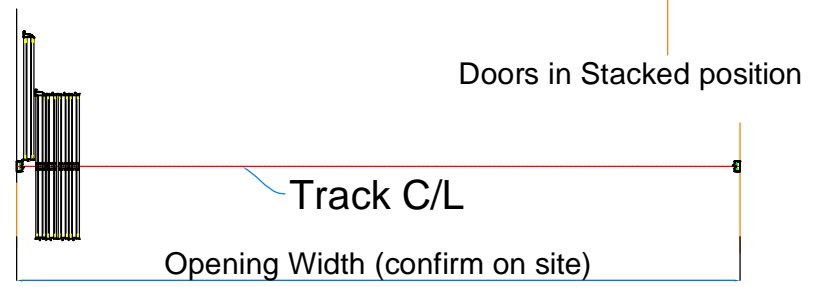
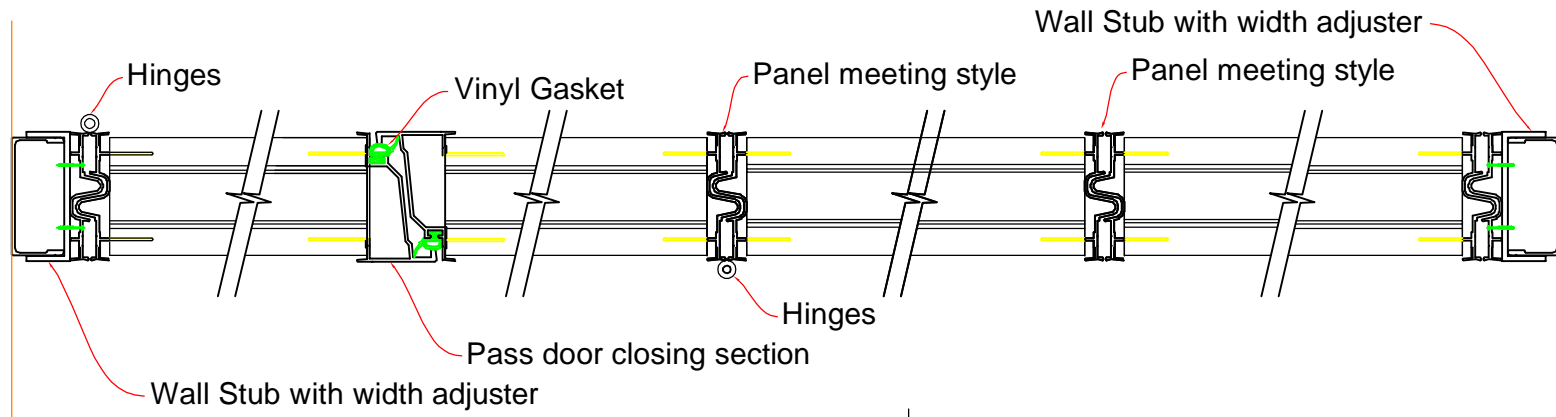
**DRAWING APPROVAL**  
PLEASE CHECK THE APPROPRIATE BOXES  
SIGN AND PRINT NAME

FINISHES	
CRITICAL DIMENSIONS (Red)	
HEIGHT	
WIDTH	
SIGNED BY	
PRINT NAME	
DATE	

PRODUCT	200 Series
TYPE	201
TRACK TYPE	SS1
TRACK FINISH	Powdercoat (Standard Arctic White)
CONFIGURATION	Paired Panels
CLOSURE	Jamb hinged pass door: 300 - 910
STC	35
WEIGHT	17kg/m <sup>2</sup>

Please Note:-

1. Track Support beam must be level and straight
  2. All openings must be Plumb.
  3. Floor must be made level to +/- 5mm.
- All this allows for maximum acoustic effect and operability.  
If any problem occurs in any of these areas, the operation of the door will be compromised



Trans-Space SS1 Track  
(See SS1 track DWG's for fixing options)

Puck Steel reinforced nylon disc

Flush ceiling construction

Trolley hanger support (1 per panel)

Vinyl top seal

Aluminum frame

Acoustic insulation

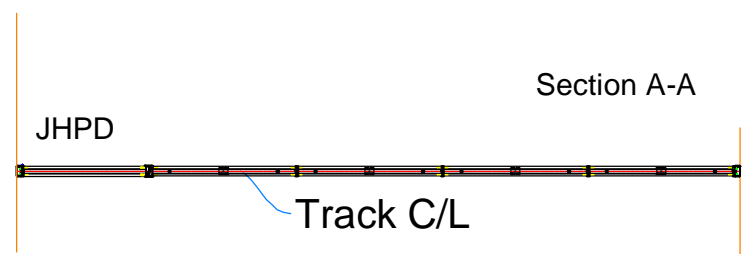
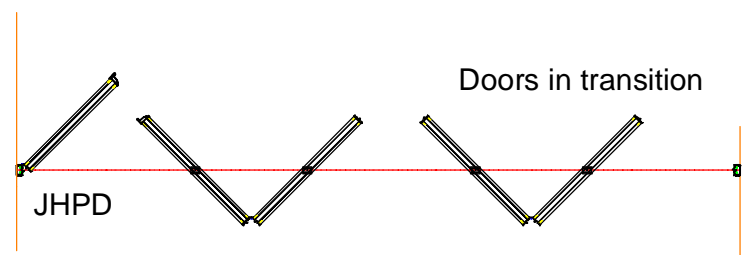
9mm MDF Skin Finish to specification

Vinyl bottom seal

U/S Ceiling to Finish Floor Level (Confirm on site)

Finished floor straight and level (+/-5)

69 (+/-)

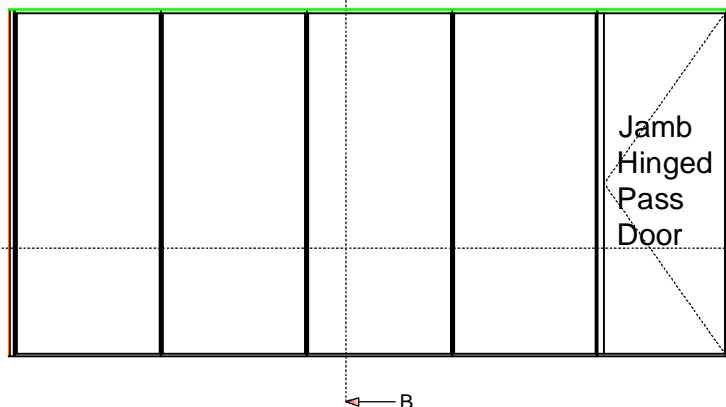


Opening Width (Finished Jamb to Finished Jamb)


Opening Width (Finish Jamb to Finish Jamb)

U/s of Track to finish floor level (Max Height 2400mm)

Section B-B



Rear Elevation



Front Elevation

**APPROVAL REQUIRED**

© COPYRIGHT TRANS-SPACE LTD. THESE DRAWINGS AND PRODUCTS MADE THEREFROM ARE SUBJECT TO COPYRIGHT UNDER THE NEW ZEALAND COPYRIGHT ACT 1994 AND NEITHER THE DRAWINGS OR PRODUCTS MADE THEREFROM MAY BE REPRODUCED IN ANY MATERIAL FORM OR MODIFIED IN ANYWAY WITHOUT THE WRITTEN APPROVAL OF TRANS-SPACE LTD.

Rev	Date	Change	Name

Aluminium trim finish

Panel finish

GENERAL TOLERANCES UNLESS OTHERWISE SPECIFIED
0 = +/- 0.5
0.0 = +/- 0.1
0.00 = +/- 0.05
UNLESS OTHERWISE SPECIFIED
MACHINED SURFACE FINISH UNLESS OTHERWISE SPECIFIED
1.6

THIRD ANGLE PROJECTION
DIMENSIONS IN MILLIMETRES
CONTRACTOR

DESIGNER	REV 1
DRAWN Josh G	A3
CHECKED TG/WP	SHEET 1
DATE 8-Mar-18	SCALE NTS

<b>TRANS-SPACE</b>	
MANAGING SPACE WITH OPERABLE WALLS AND DOORS	
PROJECT DESCRIPTION	
CONFIGURATION	202
JOB NUMBER	