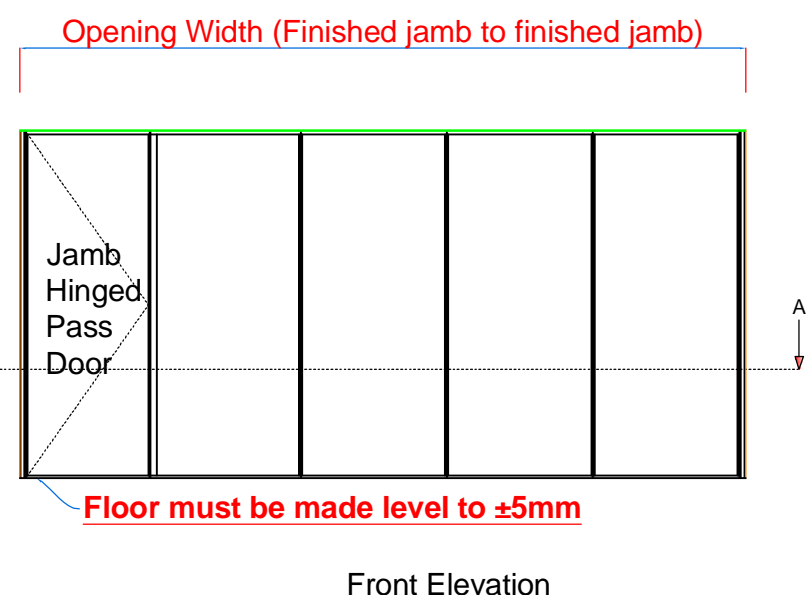
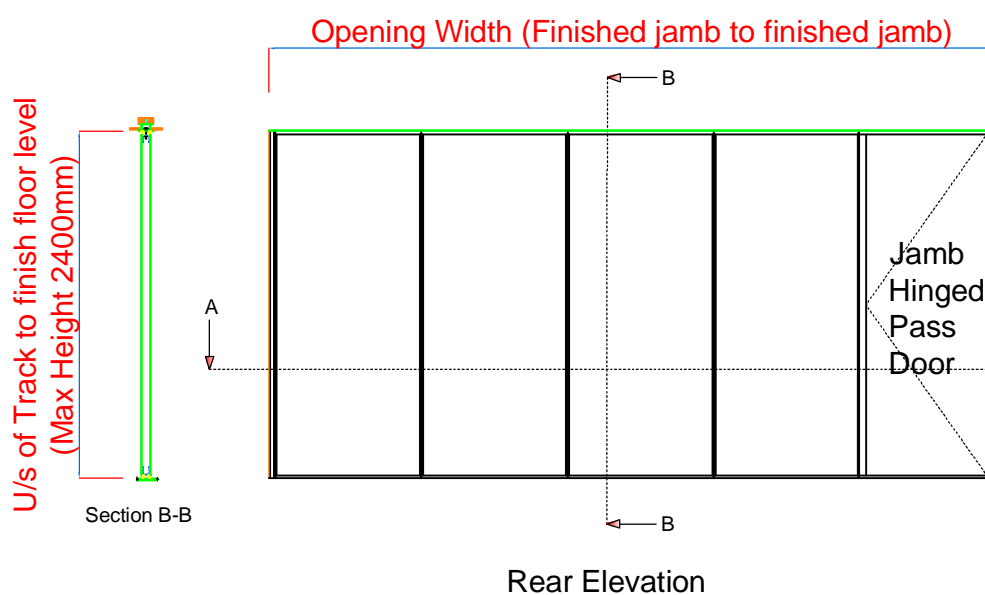
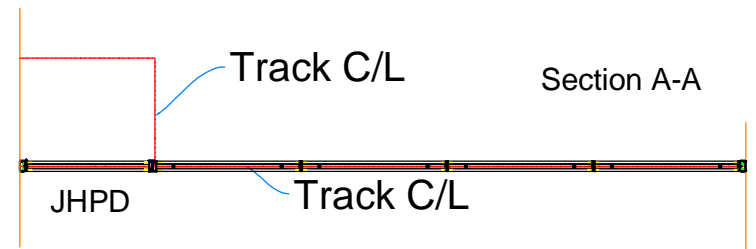
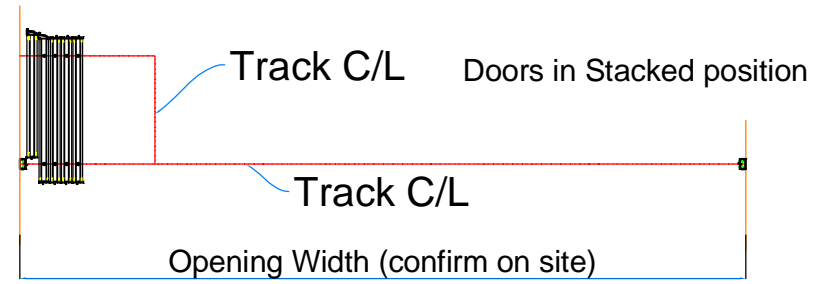
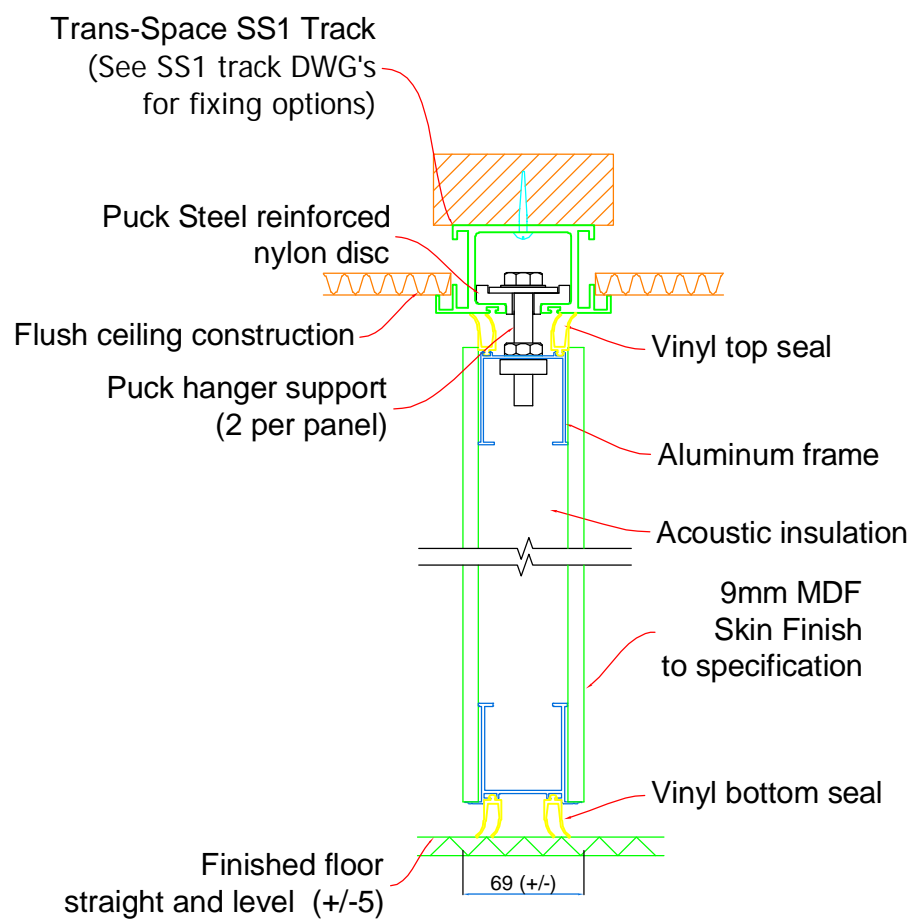
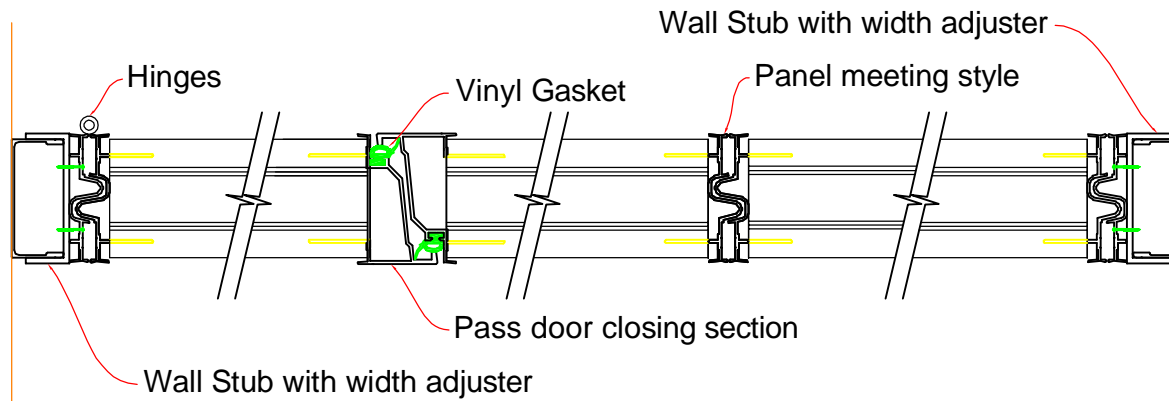


DRAWING APPROVAL
PLEASE CHECK THE APPROPRIATE BOXES
SIGN AND PRINT NAME

FINISHES	
CRITICAL DIMENSIONS (Red)	
HEIGHT	
WIDTH	
SIGNED BY	
PRINT NAME	
DATE	

PRODUCT	200 Series
TYPE	201
TRACK TYPE	SS1
TRACK FINISH	Powdercoat (Standard Arctic White)
CONFIGURATION	Individual Panels
CLOSURE	Jamb hinged pass door: 300 - 910
STC	35
WEIGHT	17kg/m ²

Please Note:-
 1. Track Support beam must be level and straight
 2. **All openings must be Plumb.**
 3. **Floor must be made level to +/- 5mm.**
 All this allows for maximum acoustic effect and operability.
 If any problem occurs in any of these areas, the operation of the door will be compromised



APPROVAL REQUIRED

COPYRIGHT TRANS-SPACE LTD. THESE DRAWINGS AND PRODUCTS MADE THEREFROM ARE SUBJECT TO COPYRIGHT UNDER THE NEW ZEALAND COPYRIGHT ACT 1994 AND NEITHER THE DRAWINGS OR PRODUCTS MADE THEREFROM MAY BE REPRODUCED IN ANY MATERIAL FORM OR MODIFIED IN ANYWAY WITHOUT THE WRITTEN APPROVAL OF TRANS-SPACE LTD.			
Rev	Date	Change	Name

Aluminium trim finish
Panel finish

GENERAL TOLERANCES UNLESS OTHERWISE SPECIFIED
0 = +/- 0.5
0.5 = +/- 0.1
0.05 = +/- 0.05
UNLESS OTHERWISE SPECIFIED
MACHINED SURFACE FINISH UNLESS OTHERWISE SPECIFIED
1.6

THIRD ANGLE PROJECTION	DESIGNER	REV
	Josh G	1
	TG/WP	A3
	DATE	26-Feb-18
	SCALE	1:1
	CONTRACTOR	

TRANS-SPACE		MANAGING SPACE WITH OPERABLE WALLS AND DOORS
PROJECT DESCRIPTION	CONFIGURATION	JOB NUMBER
	201	